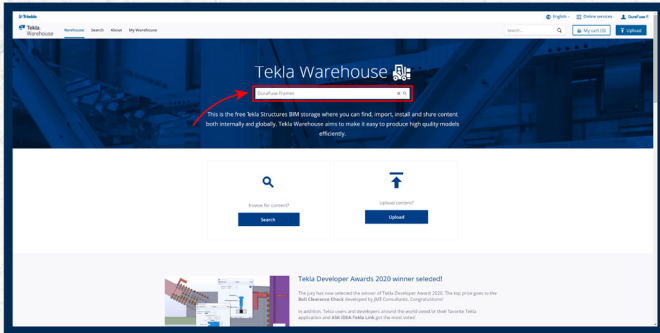


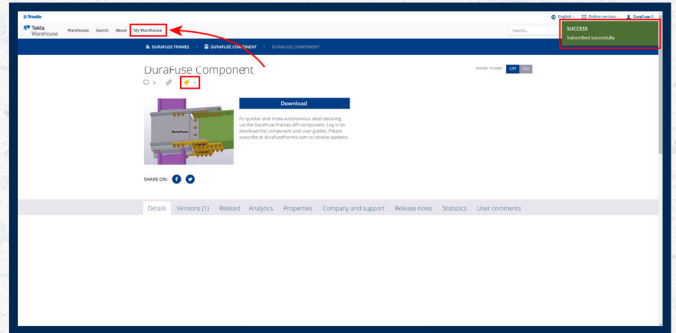
# Trimble Notification Activation Guide

<https://warehouse.tekla.com/#!/landing>



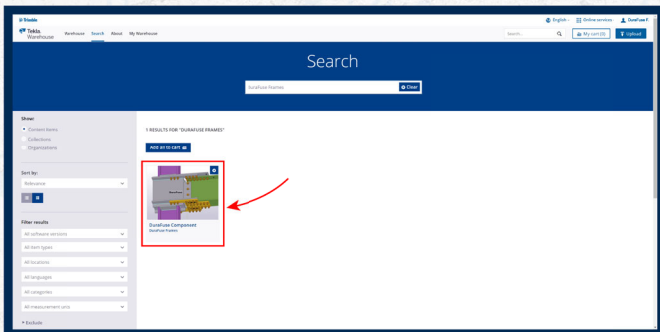
## Step 1

Visit the **Tekla Warehouse** and search for **DuraFuse Frames** to see available components.



## Step 5

After you have approved alerts, the **"bell"** will turn gold and a green **"SUCCESS"** box will appear. You will then navigate to **"My Warehouse."**



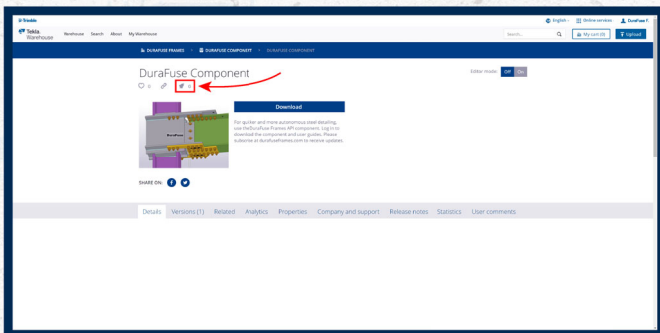
## Step 2

Select the **DuraFuse Frames** component you have downloaded.



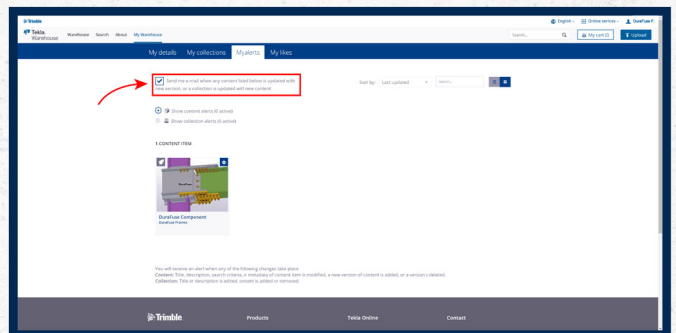
## Step 6

From **"My Warehouse,"** navigate to **"My alerts"** on your accounts top bar.



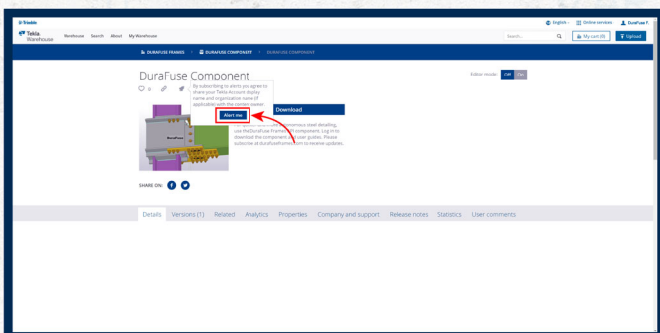
## Step 3

Click the **"bell"** icon below the **DuraFuse Frames** component title.



## Step 7

At the top of **"My alerts,"** check the box agreeing to have e-mails sent when content listed below has an update released.



## Step 4

A popup will then display where you will be prompted to select **"Alert me."**



THE RESILIENT SEISMIC SOLUTION

5801 West Wells Park Road, West Jordan, UT 84081  
801.727.4060 • [durafuseframes.com](http://durafuseframes.com)